

TREASURER'S REPORT

City of Upland - Successor Agency - Public Financing Authority

For Period Ended
January 31, 2024

Investment Portfolio	Cost	Par Value	Market Value	% of Portfolio
State Local Agency Investment Fund	6,142,478	6,142,478	6,140,634	4.9%
California Asset Management Plan	31,086,004	31,086,004	31,086,004	24.6%
Negotiable Certificates of Deposit	26,855,517	26,829,000	26,489,593	20.9%
Money Market Fund	292,728	292,728	292,728	0.2%
Municipal Bonds	1,555,370	1,605,000	1,534,972	1.2%
Government Agency Securities	61,930,444	61,970,000	59,328,194	46.9%
US Treasury	1,697,325	1,750,000	1,619,928	1.3%
Total Investments	\$ 129,559,866	\$ 129,675,210	\$ 126,492,053	100.0%

Weighted Average Days to Maturity	491.11
Blended Yield:	3.05%

Cash	Cost	Market Value
Bank Accounts and Change Funds	8,280,241	8,280,241
Total Cash	\$ 8,280,241	\$ 8,280,241


Total Cash and Investments	\$ 137,840,107	\$ 134,772,294
-----------------------------------	-----------------------	-----------------------

PARS Investment Portfolio	Cost	Market Value
115 Trust-OPEB Investment	1,502,000	1,877,569
115 Trust-Pension Investment	4,412,148	4,746,692
Total Restricted Funds Held in Trust	\$ 5,914,148	\$ 6,624,260


Benchmarks:	
LAIF	4.01%
CAMP	5.54%
2yr U.S. Treasury	4.27%
5yr U.S. Treasury	3.91%

Restricted Funds with Fiscal Agent	Book Value	Market Value
Water Revenue Bonds 2022	15,501,369	15,501,369
Water System Lease Revenue Refunding Bonds 2021	25	25
Successor Agency TARBS 2013/2016-Merged Project	10	10
Colonies CFD Area #1 2022	585,595	585,595
Colonies CFD Area #2 2015	1,526,975	1,526,975
Upland 54 CFD 2004	166,188	166,188
Sycamore Hills CFD 2015-1	737,762	737,762
Harvest at Upland CFD 2016-1 Area #1	581,045	581,045
Harvest at Upland CFD 2016-1 Area #2	2,289,347	2,289,347
Enclave at Upland CFD 2022-1	4,055,265	4,055,265
Sycamore Hills CFD 2015-1-2 STB 2022A	765,840	765,840
Total Restricted Funds	\$ 26,209,421	\$ 26,209,421


- I hereby certify that the investments are in compliance with the investment policy adopted by the City Council in September 2023.
- The City has the ability to meet its budgeted expenditures for the next six months.
- The market values for funds held in banking institutions do not change. The amounts listed as market values for these items are the same as their book values.
- The book value for the State Pool is the withdrawal value provided by the State Treasurer. The market value of funds held by the State Treasurer equates to the City's pro-rata share of the market value of the entire State Pool.
- Sources for current market valuation are Account Statements and the Wall Street Journal GNMA Mortgage rates on the last trading day of the month.
- This report meets the requirements of Government Code Section 53646.



Assistant City Manager (Finance Director)



Date



City Treasurer



Date

TREASURER'S REPORT

City of Upland - Successor Agency - Public Financing Authority

State Local Agency Investment Fund

**For Period Ended
January 31, 2024**

Fund or Account		Account Balance	
City	98-36-942	<u>6,142,478</u>	Market Value
	Totals	<u>\$ 6,142,478</u>	<u>\$ 6,140,634</u>
Yield for Period Ended	1/31/2024	<u>4.01%</u>	

TREASURER'S REPORT

City of Upland - Successor Agency - Public Financing Authority

California Asset Management Plan

**For Period Ended
January 31, 2024**

<u>Fund or Account</u>		<u>Account Balance</u>	
City of Upland	6113-001	<u>31,086,004</u>	Market Value
	Totals	<u>\$ 31,086,004</u>	<u>\$ 31,086,004</u>
Yield for Period Ended	1/31/2024		5.54%

TREASURER'S REPORT

City of Upland - Successor Agency - Public Financing Authority

US Bank Investments

**For Period Ended
January 31, 2024**

Investment Name	CUSIP	Cost	Par Value	Market Value	Stated Rate	Maturity Date
<u>Negotiable Certificates of Deposit</u>						
Financial Partners CU CD	31762FAB5	248,000	248,000	247,975	4.90%	02/09/2024
Local Government FCU CD	53955LAB3	225,000	225,000	224,971	4.90%	02/12/2024
Luana Savings Bank CD	549104RT6	250,000	250,000	249,535	0.30%	02/14/2024
Bank Hapoalim CD	06251AW48	246,233	235,000	234,187	2.91%	03/25/2024
Celtic Bank CD	15118RUQ8	250,000	250,000	248,338	1.26%	04/02/2024
UBS Bank USA CD	90348JJQ4	260,650	250,000	249,015	2.91%	04/03/2024
American First CU CD	02616ABZ1	248,000	248,000	247,799	5.00%	04/26/2024
Morgan Stanley Private Bank CD	61760AZR3	250,000	250,000	248,450	2.77%	05/02/2024
Evergreen Bank Group CD	300185KL8	250,000	250,000	246,063	0.25%	05/28/2024
Western CD	95763PNQ0	237,000	237,000	237,064	5.35%	06/05/2024
Jovia Financial FCU CD	48115LAE4	242,900	249,000	247,038	2.87%	06/07/2024
CIBC Bank USA CD	12547CBP2	237,000	237,000	237,002	5.25%	06/13/2024
Mountain Pac Bk CD	62424PAC6	237,000	237,000	237,047	5.20%	07/19/2024
Wells Fargo Bk CD	949764DS0	237,000	237,000	237,171	5.30%	07/24/2024
Blupeak CU CD	09644EAB8	150,000	150,000	150,354	5.64%	07/25/2024
Bank Hope CD	062683HV2	243,000	243,000	243,141	5.10%	08/12/2024
First Farmers Bank & Trust CD	320165JK0	246,682	235,000	230,570	1.78%	09/04/2024
The Bank of the Valley CD	06543PCN3	250,000	250,000	242,515	0.36%	09/30/2024
Pentagon FCU CD	70962LAJ1	250,000	250,000	243,500	0.51%	09/30/2024
Fifth Third Bank CD	316777YV7	236,000	236,000	236,809	5.48%	10/17/2024
Pacific Western Bank CD	69506YYX1	243,000	243,000	243,498	5.14%	11/12/2024
Magnolia Bank Inc CD	559582AP6	250,000	250,000	240,893	0.36%	11/25/2024
InFirst FCU CD	45673RAA9	236,675	249,000	242,877	1.90%	11/27/2024
State Bank of India CD	856285RS2	252,625	250,000	244,290	2.10%	11/27/2024
Manufacturers Traders Trust Co CD	564759RJ9	244,000	244,000	244,022	4.90%	12/09/2024
Keypoint CU CD	49332PAC4	248,000	248,000	249,121	5.38%	12/27/2024
WebBank Salt CD	947547NT8	248,000	248,000	239,491	1.03%	12/30/2024
Arsenal CU CD	04288LAA6	248,000	248,000	248,000	5.10%	01/25/2025
Spokane Teachers CD	849061AC0	248,000	248,000	249,924	5.61%	01/28/2025
Enerbank USA CD	29278TMR8	250,000	250,000	242,623	1.85%	01/29/2025
Merrick Bank CD	59013KFH4	250,000	250,000	242,498	1.80%	01/31/2025
General Electric CU CD	369674CJ3	250,000	250,000	250,400	4.99%	02/14/2025
Insight CU CD	45791JAC0	250,000	250,000	250,020	5.10%	02/27/2025
Poppy Bank CD	73319FAF6	235,893	229,000	219,696	1.15%	03/18/2025
Medallion Bank CD	58404DGK1	250,000	250,000	240,313	1.35%	03/27/2025
Industrial Commercial Bank China CD	45581ECJ8	250,000	250,000	237,865	0.47%	03/31/2025
Partners Bank of California CD	70212YAZ5	250,000	250,000	239,345	1.04%	04/02/2025
Souther States Bank CD	843879EZ6	249,000	249,000	248,089	4.47%	04/14/2025
1st Security Bank of Washington CD	33625CDR7	250,000	250,000	236,900	0.32%	04/16/2025
Third Federal Savings & Loan CD	88413QDE5	250,000	250,000	237,630	0.84%	05/23/2025
Liberty FED CD	53052LAU3	248,000	248,000	249,235	5.07%	06/09/2025
Southeast Bank CD	84133PFC7	250,000	250,000	235,910	0.48%	06/17/2025
Connexus CU CD	20825WBR0	250,000	250,000	251,528	5.12%	06/23/2025
Tandem Bank CD	87537YAB0	250,000	250,000	236,595	0.58%	06/23/2025
Meritrust FCU MTN CD	59001PAR0	225,000	225,000	220,412	3.26%	06/30/2025
New York Community Bank CD	649447UY3	250,000	250,000	235,748	0.53%	07/01/2025
Technology CU CD	87868YAH6	248,000	248,000	248,196	5.10%	07/21/2025
Ideal CU CD	45157PAY6	125,000	125,000	123,794	4.04%	08/29/2025

TREASURER'S REPORT

City of Upland - Successor Agency - Public Financing Authority

US Bank Investments

For Period Ended
January 31, 2024

Investment Name	CUSIP	Cost	Par Value	Market Value	Stated Rate	Maturity Date
Live Oak Banking Company CD	538036NV2	250,000	250,000	234,080	0.59%	09/16/2025
BMW Bank North America CD	05580AXF6	250,000	250,000	233,848	0.53%	09/25/2025
California CD	130162BB5	250,000	250,000	254,403	5.55%	10/27/2025
JPMorgan Chase Bank CD	48128URC5	250,000	250,000	232,820	0.54%	11/10/2025
Greenstate CU CD	39573LCC0	250,000	250,000	234,098	0.96%	11/24/2025
Chartway FCU CD	16141BAD3	248,000	248,000	250,269	5.00%	12/16/2025
Alabama CU CD	01025RAF6	250,000	250,000	252,335	5.00%	12/22/2025
Ally Bank Utah	02007GH22	250,000	250,000	250,013	4.65%	12/22/2025
First Carolina Bank CD	31944MBJ3	250,000	250,000	231,730	0.54%	12/23/2025
Communitywide FCU CD	20416TAX0	250,000	250,000	250,830	4.68%	01/06/2026
Popular Bank CD	73317ABL5	250,000	250,000	248,120	4.13%	01/08/2026
City National Bank CD	178180GU3	250,000	250,000	249,315	4.36%	01/12/2026
Federal Home Ln MTG	3134GYEK4	1,250,000	1,250,000	1,247,438	5.16%	01/27/2026
USAlliance FCU CD	90352RCD5	100,000	100,000	94,011	1.43%	01/28/2026
Burke Herbert Financial Services CD	121331AT9	249,000	249,000	249,047	4.75%	02/13/2026
A+ FCU CD	00224TAN6	250,000	250,000	251,095	4.67%	02/17/2026
Freedom Bk of Virginiai CD	35633MCT7	250,000	250,000	249,965	4.80%	02/17/2026
Connex CU CD	208212BD1	250,000	250,000	254,803	5.29%	03/18/2026
Union Bank CD	90520VAX1	250,000	250,000	230,435	0.65%	03/19/2026
Vibrant CU CD	92559TAL2	248,000	248,000	252,551	5.25%	03/20/2026
Clearpath FCU CD	18507MAB7	250,000	250,000	250,088	5.10%	04/27/2026
American Equity Bank CD	02568KAJ4	250,000	250,000	229,685	0.76%	05/27/2026
Global FCU CD	37892MAM6	248,000	248,000	251,527	4.93%	06/16/2026
Dort FCU CD	25844MBC1	250,000	250,000	253,343	4.74%	06/22/2026
Solarity CU CD	83418NAG6	248,000	248,000	251,874	4.97%	06/23/2026
Toyota Financial Savings Bank CD	89235MLE9	249,860	248,000	228,366	1.03%	07/29/2026
Gesa CU CD	37424PAH7	250,000	250,000	255,495	5.14%	07/31/2026
Continental Bank CD	211163MG2	250,000	250,000	227,738	0.66%	08/24/2026
FirstBank of Nebraska CD	32116PAR9	248,000	248,000	225,692	0.66%	08/27/2026
NBC Bancorp Inc CD	633398AA0	248,000	248,000	251,504	4.78%	09/14/2026
Red Crown Fed CD	756558AB8	200,000	200,000	205,824	5.25%	10/13/2026
Empower FCU CD	291916AE4	250,000	250,000	257,743	5.29%	10/23/2026
Texas Exchange Bank CD	88241TMG2	249,000	249,000	228,921	1.25%	11/13/2026
Malaga Bank CD	56102ABK1	250,000	250,000	227,778	0.93%	11/19/2026
BankUnited NA CD	066519RW1	249,000	249,000	230,009	1.46%	12/08/2026
Capital One NA CD	14042RQN4	250,000	250,000	230,303	1.36%	12/08/2026
Milestone Bk CD	59934MAK4	244,000	244,000	245,584	4.38%	12/15/2026
People's Bank CD	710275AH1	250,000	250,000	249,163	4.07%	01/12/2027
1st Source Bank CD	33646CNW0	250,000	250,000	250,245	4.60%	01/19/2027
Baxter CU CD	07181JAY0	250,000	250,000	252,420	4.46%	01/25/2027
Generations Bank C D	37149CAV9	250,000	250,000	242,120	3.20%	05/06/2027
Essential CU CD	29669XAP3	250,000	250,000	254,513	4.63%	06/15/2027
First Technology FCU CD	33715LEB2	249,000	249,000	245,220	3.71%	08/05/2027
Optum Bank Draper CD	68405VAU3	244,000	244,000	248,773	4.62%	09/13/2027
Preferred CU CD	74043RAA2	250,000	250,000	257,505	4.86%	09/15/2027
Iriquois Fed CD	46355PDQ8	249,000	249,000	254,002	4.62%	09/17/2027
True Sky Credit CD	89786MAH7	250,000	250,000	253,550	4.45%	11/30/2027
Rogue CU CD	77535MAG8	250,000	250,000	250,143	5.19%	12/23/2027
Fahey Banking Co CD	303117DG7	250,000	250,000	248,345	3.93%	01/12/2028

TREASURER'S REPORT

City of Upland - Successor Agency - Public Financing Authority

US Bank Investments

**For Period Ended
January 31, 2024**

Investment Name	CUSIP	Cost	Par Value	Market Value	Stated Rate	Maturity Date
Freedom Northwest CD	356436AF2	249,000	249,000	249,050	4.70%	01/19/2028
Amoco FCU CD	31424AAA8	249,000	249,000	249,423	4.74%	02/08/2028
Customers Bank CD	23204HPB8	250,000	250,000	260,878	4.32%	06/14/2028
TTCU Federal CU CD	89854LAD5	250,000	250,000	259,820	4.82%	07/26/2028
Tucson FCU CD	898812AC6	250,000	250,000	260,150	4.82%	09/08/2028
American Exp CD	02589AEZ1	250,000	250,000	255,893	4.51%	09/13/2028
Discover Bank CD	254676AR0	250,000	250,000	256,548	4.54%	09/18/2028
Southern First CD	84287PJB9	244,000	244,000	253,333	4.68%	10/17/2028
City FCU Tax CD	17783PAJ0	249,000	249,000	248,375	3.97%	01/12/2029
		\$ 26,855,517	\$ 26,829,000	\$ 26,489,593		

Money Market Fund

First American Govt OB Fund-Y	31846V203	292,728	292,728	292,728	4.93%	
Money Market Fund Subtotal		292,728	292,728	292,728		

Municipal Bond Fund

Klamath Trinity CA	498422JN5	25,100	25,000	24,543	1.22%	08/01/2024
Klamath Trinity CA	498422JJ4	30,150	30,000	29,063	1.57%	08/01/2025
San Bernardino CA	796720PA2	300,000	300,000	283,191	0.89%	08/01/2025
Riverside Cnty CA	76913CBA6	950,120	1,000,000	968,090	2.97%	02/15/2026
San Bernardino CA	796720PB0	250,000	250,000	230,085	1.20%	08/01/2026
Municipal Bond Fund Subtotal		1,555,370	1,605,000	1,534,972		

Government Securities

Federal Home Ln Bks DEB	3130ARFD8	754,654	770,000	767,043	2.56%	03/22/2024
Federal Home Ln Bks DEB	3130AQD34	500,000	500,000	496,575	0.82%	03/28/2024
Federal Home Ln Corp MTN	3134GWJ64	1,500,000	1,500,000	1,473,810	0.41%	06/10/2024
Federal Home Ln Bks DEB	3130AQD42	500,000	500,000	491,430	0.94%	06/28/2024
Federal Home Ln Bks DEB	3130AQD59	1,250,000	1,250,000	1,217,250	1.03%	09/30/2024
Federal Home Ln Corp MTN	3134GWUX2	1,500,000	1,500,000	1,454,385	0.39%	09/30/2024
Federal Farm Credit Bks DEB	3133EMER9	1,500,000	1,500,000	1,438,350	0.49%	01/27/2025
Federal Farm Credit Bks DEB	3130AMZP0	1,500,000	1,500,000	1,442,685	0.68%	02/28/2025
Federal Farm Credit Bks DEB	3133EMTQ5	1,100,000	1,100,000	1,050,852	0.73%	03/17/2025
Federal Farm Credit Bks DEB	3130ALN34	1,100,000	1,100,000	1,055,758	0.73%	03/24/2025
Federal Farm Credit Bks DEB	3133EMBK7	1,500,000	1,500,000	1,425,615	0.47%	04/07/2025
Federal Farm Credit Bks DEB	3133ENHW3	1,250,000	1,250,000	1,194,475	1.23%	06/23/2025
Federal Farm Credit Bks DEB	3130ALPJ7	1,000,000	1,000,000	951,430	0.86%	06/30/2025
Federal Farm Credit Bks DEB	3136G4A45	1,500,000	1,500,000	1,421,565	0.75%	07/22/2025
Federal Home Ln Bks DEB	3130AUS70	1,500,000	1,500,000	1,493,340	5.03%	08/15/2025
Federal Farm Credit Bks DEB	3134GWH82	1,500,000	1,500,000	1,408,170	0.67%	09/08/2025
Federal National Mortgage Assoc	3134GWWT9	1,500,000	1,500,000	1,406,460	0.59%	09/30/2025
Federal Home Ln Corp MTN	3134GWZG4	2,000,000	2,000,000	1,870,980	0.64%	10/20/2025
Tennessee Valley Authority DEB	880591CJ9	781,658	750,000	778,260	6.53%	11/01/2025

TREASURER'S REPORT

City of Upland - Successor Agency - Public Financing Authority

US Bank Investments

**For Period Ended
January 31, 2024**

Investment Name	CUSIP	Cost	Par Value	Market Value	Stated Rate	Maturity Date
Federal Home Ln Corp MTN	3134GXAP9	1,500,000	1,500,000	1,399,440	0.65%	11/12/2025
Federal Home Ln Corp	3134GXBM5	1,500,000	1,500,000	1,399,440	0.65%	11/12/2025
Federal Home Ln Corp MTN	3130AQ5D1	1,500,000	1,500,000	1,409,130	1.28%	12/22/2025
Federal Home Ln Corp MTN	3130AKLH7	1,500,000	1,500,000	1,406,445	0.54%	12/30/2025
Federal Home Ln Bks DEB	3130AKQX7	2,000,000	2,000,000	1,861,580	0.75%	01/28/2026
Federal Farm Credit Bks DEB	3130AKWK8	2,000,000	2,000,000	1,852,360	0.55%	02/12/2026
Federal Home Ln Bks DEB	3130AUS54	1,500,000	1,500,000	1,496,685	5.01%	02/17/2026
Federal National Mortgage Assoc MTN	3134GYJC7	1,250,000	1,250,000	1,249,625	5.40%	02/24/2026
Federal Farm Credit Bks DEB	3130AL6A7	1,000,000	1,000,000	932,260	0.65%	02/26/2026
Federal Farm Credit Bks DEB	3130AL6L3	1,000,000	1,000,000	930,520	0.54%	02/26/2026
Federal Farm Credit Bks DEB	3133EPPR0	750,803	750,000	756,833	4.61%	04/10/2026
Federal Farm Credit Bks DEB	3130ALZ80	1,300,000	1,300,000	1,239,030	0.79%	04/29/2026
Federal Farm Credit Bks DEB	3130AMBD3	1,500,000	1,500,000	1,413,480	1.07%	05/12/2026
Federal Farm Credit Bks DEB	3130AMET5	2,000,000	2,000,000	1,896,420	1.06%	05/27/2026
Federal Farm Credit Bks DEB	3130AN3R9	1,500,000	1,500,000	1,387,695	1.23%	07/20/2026
Federal Farm Credit Bks DEB	3133ENAF7	1,235,150	1,250,000	1,145,788	1.10%	10/07/2026
Federal Farm Credit Bks DEB	3130APJ55	1,600,000	1,600,000	1,480,272	1.36%	10/26/2026
Federal Farm Credit Bks DEB	3134GW4C7	1,379,420	1,400,000	1,273,678	0.88%	10/27/2026
Federal Home Ln Corp MTN	3130APU37	1,500,000	1,500,000	1,380,315	1.42%	11/24/2026
Federal Home Ln Corp MTN	3130APV51	2,000,000	2,000,000	1,899,980	1.06%	11/24/2026
Federal Home Ln Bks DEB	3130ARCL3	1,000,000	1,000,000	947,520	2.66%	03/30/2027
Federal Home Ln Bks DEB	3130ARKL4	591,600	600,000	598,722	3.26%	04/21/2027
Federal Home Ln M C MTN	3134GXSB1	1,000,000	1,000,000	990,870	3.03%	05/17/2027
Federal Home Ln Bks DEB	3130AWBZ2	998,300	1,000,000	1,004,330	4.14%	06/11/2027
Federal Home Ln Bks DEB	3130AUS88	1,500,000	1,500,000	1,487,550	5.06%	02/16/2028
Federal Home Ln Bks DEB	3130AUX33	599,100	600,000	597,864	5.48%	02/22/2028
Federal Home Ln Bks DEB	3130AWTR1	1,991,760	2,000,000	2,036,480	4.35%	09/08/2028
Federal Farm Credit Bks DEB	3133EPN50	998,000	1,000,000	1,015,450	4.24%	12/15/2028
Government Securities Subtotal		61,930,444	61,970,000	59,328,194		
US Treasury						
US Treasury Note	91282CBC4	1,476,450	1,500,000	1,394,655	0.40%	12/31/2025
US Treasury Note	912828ZE3	220,875	250,000	225,273	0.70%	03/31/2027
US Treasury Subtotal		1,697,325	1,750,000	1,619,928		
Total Portfolio		\$ 92,331,383	\$ 92,446,728	\$ 89,265,415		

TREASURER'S REPORT

City of Upland - Successor Agency - Public Financing Authority

Investment Portfolio

For Period Ended
January 31, 2024

January 31, 2024	Market Value	Availability	No. of days until maturity	Weight	Days to maturity weighted average	Total by maturity	
Petty Cash	34,100	1/31/2024	0	0.0%	-		
Checking Account	7,915,168	2/1/2024	1	5.9%	0.06		
Successor Agency	330,973	2/1/2024	1	0.2%	0.00		
Total Bank Accounts	8,280,241						8,280,241
State Local Agency Investment Fund	6,140,634	2/1/2024	1	4.6%	0.05		6,140,634
California Asset Management Plan	31,086,004	1/31/2024	0	23.1%	-		31,086,004
First American Govt OB Fund-Y	292,728	2/1/2024	1	0.2%	0.00		
Money Market Accounts	292,728						292,728
Financial Partners CU CD	247,975	2/9/2024	9	0.2%	0.02		
Local Government FCU CD	224,971	2/12/2024	12	0.2%	0.02		
Luana Savings Bank CD	249,535	2/14/2024	14	0.2%	0.03		
Negotiable Certificates of Deposit	722,481						722,481
						46,522,087	1 - 30 days
Federal Home Ln Bks DEB	767,043	3/22/2024	51	0.6%	0.29		
Federal Home Ln Bks DEB	496,575	3/28/2024	57	0.4%	0.21		
Government Securities	1,263,618						1,263,618
Bank Hapoalim CD	234,187	3/25/2024	54	0.2%	0.09		
Negotiable Certificates of Deposit	234,187						234,187
						1,497,805	31 - 60 days
Celtic Bank CD	248,338	4/2/2024	62	0.2%	0.11		
UBS Bank USA CD	249,015	4/3/2024	63	0.2%	0.12		
American First CU CD	247,799	4/26/2024	86	0.2%	0.16		
Morgan Stanley Private Bank CD	248,450	5/2/2024	92	0.2%	0.17		
Evergreen Bank Group CD	246,063	5/28/2024	118	0.2%	0.22		
Negotiable Certificates of Deposit	1,239,664						1,239,664
						1,239,664	61 - 120 days
Federal Home Ln Corp MTN	1,473,810	6/10/2024	131	1.1%	1.43		
Federal Home Ln Bks DEB	491,430	6/28/2024	149	0.4%	0.54		
Government Securities	1,965,240						1,965,240
Western CD	237,064	6/5/2024	126	0.2%	0.22		
Jovia Financial FCU CD	247,038	6/7/2024	128	0.2%	0.23		
CIBC Bank USA CD	237,002	6/13/2024	134	0.2%	0.24		
Mountain Pac Bk CD	237,047	7/19/2024	170	0.2%	0.30		
Wells Fargo Bk CD	237,171	7/24/2024	175	0.2%	0.31		
Blupeak CU CD	150,354	7/25/2024	176	0.1%	0.20		
Negotiable Certificates of Deposit	1,345,676						1,345,676
						3,310,916	121 - 180 days
Federal Home Ln Bks DEB	1,217,250	9/30/2024	243	0.9%	2.19		
Federal Home Ln Corp MTN	1,454,385	9/30/2024	243	1.1%	2.62		
Federal Farm Credit Bks DEB	1,438,350	1/27/2025	362	1.1%	3.86		
Government Securities	4,109,985						4,109,985
Bank Hope CD	243,141	8/12/2024	194	0.2%	0.35		
First Farmers Bank & Trust CD	230,570	9/4/2024	217	0.2%	0.37		
The Bank of the Valley CD	242,515	9/30/2024	243	0.2%	0.44		
Pentagon FCU CD	243,500	9/30/2024	243	0.2%	0.44		
Fifth Third Bank CD	236,809	10/17/2024	260	0.2%	0.46		
Pacific Western Bank CD	243,498	11/12/2024	286	0.2%	0.52		
Magnolia Bank Inc CD	240,893	11/25/2024	299	0.2%	0.53		
InFirst FCU CD	242,877	11/27/2024	301	0.2%	0.54		
State Bank of India CD	244,290	11/27/2024	301	0.2%	0.55		
Manufacturers Traders Trust Co CD	244,022	12/9/2024	313	0.2%	0.57		

TREASURER'S REPORT

City of Upland - Successor Agency - Public Financing Authority

Investment Portfolio

For Period Ended
January 31, 2024

January 31, 2024	Market Value	Availability	No. of days until maturity	Weight	Days to maturity weighted average	Total by maturity
Keypoint CU CD	249,121	12/27/2024	331	0.2%	0.61	
WebBank Salt CD	239,491	12/30/2024	334	0.2%	0.59	
Arsenal CU CD	248,000	1/25/2025	360	0.2%	0.66	
Spokane Teachers CD	249,924	1/28/2025	363	0.2%	0.67	
Enerbank USA CD	242,623	1/29/2025	364	0.2%	0.66	
Negotiable Certificates of Deposit	3,641,274					3,641,274
Klamath Trinity CA	24,543	8/1/2024	183	0.0%	0.03	
Municipal Bonds	24,543					24,543
						7,775,803
						181 - 1 year
Federal Farm Credit Bks DEB	1,442,685	2/28/2025	394	1.1%	4.22	
Federal Farm Credit Bks DEB	1,050,852	3/17/2025	411	0.8%	3.20	
Federal Farm Credit Bks DEB	1,055,758	3/24/2025	418	0.8%	3.27	
Federal Farm Credit Bks DEB	1,425,615	4/7/2025	432	1.1%	4.57	
Federal Farm Credit Bks DEB	1,194,475	6/23/2025	509	0.9%	4.51	
Federal Farm Credit Bks DEB	951,430	6/30/2025	516	0.7%	3.64	
Federal Farm Credit Bks DEB	1,421,565	7/22/2025	538	1.1%	5.67	
Federal Home Ln Bks DEB	1,493,340	8/15/2025	562	1.1%	6.23	
Federal Farm Credit Bks DEB	1,408,170	9/8/2025	586	1.0%	6.12	
Federal National Mortgage Assoc	1,406,460	9/30/2025	608	1.0%	6.34	
Federal Home Ln Corp MTN	1,870,980	10/20/2025	628	1.4%	8.72	
Tennessee Valley Authority DEB	778,260	11/1/2025	640	0.6%	3.70	
Federal Home Ln Corp MTN	1,399,440	11/12/2025	651	1.0%	6.76	
Federal Home Ln Corp	1,399,440	11/12/2025	651	1.0%	6.76	
Federal Home Ln Corp MTN	1,409,130	12/22/2025	691	1.0%	7.22	
Federal Home Ln Corp MTN	1,406,445	12/30/2025	699	1.0%	7.29	
Federal Home Ln Bks DEB	1,861,580	1/28/2026	728	1.4%	10.06	
Government Securities	22,975,625					22,975,625
Merrick Bank CD	242,498	1/31/2025	366	0.2%	0.66	
General Electric CU CD	250,400	2/14/2025	380	0.2%	0.71	
Insight CU CD	250,020	2/27/2025	393	0.2%	0.73	
Poppy Bank CD	219,696	3/18/2025	412	0.2%	0.67	
Medallion Bank CD	240,313	3/27/2025	421	0.2%	0.75	
Industrial Commercial Bank China CD	237,865	3/31/2025	425	0.2%	0.75	
Partners Bank of California CD	239,345	4/2/2025	427	0.2%	0.76	
Souther States Bank CD	248,089	4/14/2025	439	0.2%	0.81	
1st Security Bank of Washington CD	236,900	4/16/2025	441	0.2%	0.78	
Third Federal Savings & Loan CD	237,630	5/23/2025	478	0.2%	0.84	
Liberty FED CD	249,235	6/9/2025	495	0.2%	0.92	
Southeast Bank CD	235,910	6/17/2025	503	0.2%	0.88	
Connexus CU CD	251,528	6/23/2025	509	0.2%	0.95	
Tandem Bank CD	236,595	6/23/2025	509	0.2%	0.89	
Meritrust FCU MTN CD	220,412	6/30/2025	516	0.2%	0.84	
New York Community Bank CD	235,748	7/1/2025	517	0.2%	0.90	
Technology CU CD	248,196	7/21/2025	537	0.2%	0.99	
Ideal CU CD	123,794	8/29/2025	576	0.1%	0.53	
Live Oak Banking Company CD	234,080	9/16/2025	594	0.2%	1.03	
BMW Bank North America CD	233,848	9/25/2025	603	0.2%	1.05	
California CD	254,403	10/27/2025	635	0.2%	1.20	
JPMorgan Chase Bank CD	232,820	11/10/2025	649	0.2%	1.12	
Greenstate CU CD	234,098	11/24/2025	663	0.2%	1.15	
Chartway FCU CD	250,269	12/16/2025	685	0.2%	1.27	
Alabama CU CD	252,335	12/22/2025	691	0.2%	1.29	
Ally Bank Utah	250,013	12/22/2025	691	0.2%	1.28	
First Carolina Bank CD	231,730	12/23/2025	692	0.2%	1.19	
Communitywide FCU CD	250,830	1/6/2026	706	0.2%	1.31	
Popular Bank CD	248,120	1/8/2026	708	0.2%	1.30	
City National Bank CD	249,315	1/12/2026	712	0.2%	1.32	
Federal Home Ln MTG	1,247,438	1/27/2026	727	0.9%	6.73	
USAlliance FCU CD	94,011	1/28/2026	728	0.1%	0.51	
Negotiable Certificates of Deposit	8,467,479					8,467,479
US Treasury Note	1,394,655	12/31/2025	700	1.0%	7.24	
US Treasury	1,394,655					1,394,655

TREASURER'S REPORT

City of Upland - Successor Agency - Public Financing Authority

Investment Portfolio

For Period Ended
January 31, 2024

January 31, 2024	Market Value	Availability	No. of days until maturity	Weight	Days to maturity weighted average	Total by maturity	
Klamath Trinity CA	29,063	8/1/2025	548	0.0%	0.12		
San Bernardino CA	283,191	8/1/2025	548	0.2%	1.15		
Municipal Bonds	312,254						312,254
							33,150,013
							1- 2 years
Federal Farm Credit Bks DEB	1,852,360	2/12/2026	743	1.4%	10.21		
Federal Home Ln Bks DEB	1,496,685	2/17/2026	748	1.1%	8.31		
Federal National Mortgage Assoc MTN	1,249,625	2/24/2026	755	0.9%	7.00		
Federal Farm Credit Bks DEB	932,260	2/26/2026	757	0.7%	5.24		
Federal Farm Credit Bks DEB	930,520	2/26/2026	757	0.7%	5.23		
Federal Farm Credit Bks DEB	756,833	4/10/2026	800	0.6%	4.49		
Federal Farm Credit Bks DEB	1,239,030	4/29/2026	819	0.9%	7.53		
Federal Farm Credit Bks DEB	1,413,480	5/12/2026	832	1.0%	8.73		
Federal Farm Credit Bks DEB	1,896,420	5/27/2026	847	1.4%	11.92		
Federal Farm Credit Bks DEB	1,387,695	7/20/2026	901	1.0%	9.28		
Federal Farm Credit Bks DEB	1,145,788	10/7/2026	980	0.9%	8.33		
Federal Farm Credit Bks DEB	1,480,272	10/26/2026	999	1.1%	10.97		
Federal Farm Credit Bks DEB	1,273,678	10/27/2026	1000	0.9%	9.45		
Federal Farm Credit Bks DEB	1,380,315	11/24/2026	1028	1.0%	10.53		
Federal Home Ln Corp MTN	1,899,980	11/24/2026	1028	1.4%	14.49		
Government Securities	20,334,940						20,334,940
Burke Herbert Financial Services CD	249,047	2/13/2026	744	0.2%	1.37		
A+ FCU CD	251,095	2/17/2026	748	0.2%	1.39		
Freedom Bk of Virginai CD	249,965	2/17/2026	748	0.2%	1.39		
Connex CU CD	254,803	3/18/2026	777	0.2%	1.47		
Union Bank CD	230,435	3/19/2026	778	0.2%	1.33		
Vibrant CU CD	252,551	3/20/2026	779	0.2%	1.46		
Clearpath FCU CD	250,088	4/27/2026	817	0.2%	1.52		
American Equity Bank CD	229,685	5/27/2026	847	0.2%	1.44		
Global FCU CD	251,527	6/16/2026	867	0.2%	1.62		
Dort FCU CD	253,343	6/22/2026	873	0.2%	1.64		
Solarity CU CD	251,874	6/23/2026	874	0.2%	1.63		
Toyota Financial Savings Bank CD	228,366	7/29/2026	910	0.2%	1.54		
Gesa CU CD	255,495	7/31/2026	912	0.2%	1.73		
Continental Bank CD	227,738	8/24/2026	936	0.2%	1.58		
FirstBank of Nebraska CD	225,692	8/27/2026	939	0.2%	1.57		
NBC Bancorp Inc CD	251,504	9/14/2026	957	0.2%	1.79		
Red Crown Fed CD	205,824	10/13/2026	986	0.2%	1.51		
Empower FCU CD	257,743	10/23/2026	996	0.2%	1.90		
Texas Exchange Bank CD	228,921	11/13/2026	1017	0.2%	1.73		
Malaga Bank CD	227,778	11/19/2026	1023	0.2%	1.73		
BankUnited NA CD	230,009	12/8/2026	1042	0.2%	1.78		
Capital One NA CD	230,303	12/8/2026	1042	0.2%	1.78		
Milestone Bk CD	245,584	12/15/2026	1049	0.2%	1.91		
People's Bank CD	249,163	1/12/2027	1077	0.2%	1.99		
1st Source Bank CD	250,245	1/19/2027	1084	0.2%	2.01		
Baxter CU CD	252,420	1/25/2027	1090	0.2%	2.04		
Negotiable Certificates of Deposit	6,291,193						6,291,193
Riverside Cnty CA	968,090	2/15/2026	746	0.7%	5.36		
San Bernardino CA	230,085	8/1/2026	913	0.2%	1.56		
Municipal Bonds	1,198,175						1,198,175
							27,824,308
							2- 3 years
Federal Home Ln Bks DEB	947,520	3/30/2027	1154	0.7%	8.11		
Federal Home Ln Bks DEB	598,722	4/21/2027	1176	0.4%	5.22		
Federal Home Ln M C MTN	990,870	5/17/2027	1202	0.7%	8.84		
Federal Home Ln Bks DEB	1,004,330	6/11/2027	1227	0.7%	9.14		
Government Securities	3,541,442						3,541,442
Generations Bank C D	242,120	5/6/2027	1191	0.2%	2.14		
Essential CU CD	254,513	6/15/2027	1231	0.2%	2.32		
First Technology FCU CD	245,220	8/5/2027	1282	0.2%	2.33		

TREASURER'S REPORT

City of Upland - Successor Agency - Public Financing Authority

Investment Portfolio

**For Period Ended
January 31, 2024**

January 31, 2024	Market Value	Availability	No. of days until maturity	Weight	Days to maturity weighted average	Total by maturity
Optum Bank Draper CD	248,773	9/13/2027	1321	0.2%	2.44	
Preferred CU CD	257,505	9/15/2027	1323	0.2%	2.53	
Iriquois Fed CD	254,002	9/17/2027	1325	0.2%	2.50	
True Sky Credit CD	253,550	11/30/2027	1399	0.2%	2.63	
Rogue CU CD	250,143	12/23/2027	1422	0.2%	2.64	
Fahey Banking Co CD	248,345	1/12/2028	1442	0.2%	2.66	
Freedom Northwest CD	249,050	1/19/2028	1449	0.2%	2.68	
Negotiable Certificates of Deposit	2,503,220					2,503,220
US Treasury Note	225,273	3/31/2027	1155	0.2%	1.93	
US Treasury	225,273					225,273
						6,269,935
						3- 4 years
Federal Home Ln Bks DEB	1,487,550	2/16/2028	1477	1.1%	16.30	
Federal Home Ln Bks DEB	597,864	2/22/2028	1483	0.4%	6.58	
Federal Home Ln Bks DEB	2,036,480	9/8/2028	1682	1.5%	25.42	
Federal Farm Credit Bks DEB	1,015,450	12/15/2028	1780	0.8%	13.41	
Government Securities	5,137,344					5,137,344
Amoco FCU CD	249,423	2/8/2028	1469	0.2%	2.72	
Customers Bank CD	260,878	6/14/2028	1596	0.2%	3.09	
TTCU Federal CU CD	259,820	7/26/2028	1638	0.2%	3.16	
Tucson FCU CD	260,150	9/8/2028	1682	0.2%	3.25	
American Exp CD	255,893	9/13/2028	1687	0.2%	3.20	
Discover Bank CD	256,548	9/18/2028	1692	0.2%	3.22	
Southern First CD	253,333	10/17/2028	1721	0.2%	3.23	
City FCU Tax CD	248,375	1/12/2029	1808	0.2%	3.33	
Negotiable Certificates of Deposit	2,044,419					2,044,419
						7,181,763
						4- 5 years
Total Investments	\$ 134,772,294			100%	\$ 491	134,772,294
			Average Maturity in Days	491		
			Average Maturity in Years:	1		

TREASURER'S REPORT

City of Upland - Successor Agency - Public Financing Authority

CA Government Code Section 53607

**For Period Ended
January 31, 2024**

<u>Investment Name</u>	<u>CUSIP ID</u>	<u>Issue Date</u>	<u>Cost</u>	<u>Par Value</u>	<u>Market Value</u>	<u>Maturity Date</u>
<u>Purchases</u>						
City FCU Tax CD	17783PAJ0	1/12/2024	249,000.00	249,000.00	248,375.01	1/12/2029
People's Bank CD	710275AH1	1/12/2024	250,000.00	250,000.00	249,162.50	1/12/2027
Souther States Bank CD	843879EZ6	1/12/2024	249,000.00	249,000.00	248,088.66	4/14/2025
Fahey Banking Co CD	303117DG7	1/12/2024	250,000.00	250,000.00	248,345.00	1/12/2028
Purchases Subtotal			998,000.00	998,000.00	993,971.17	

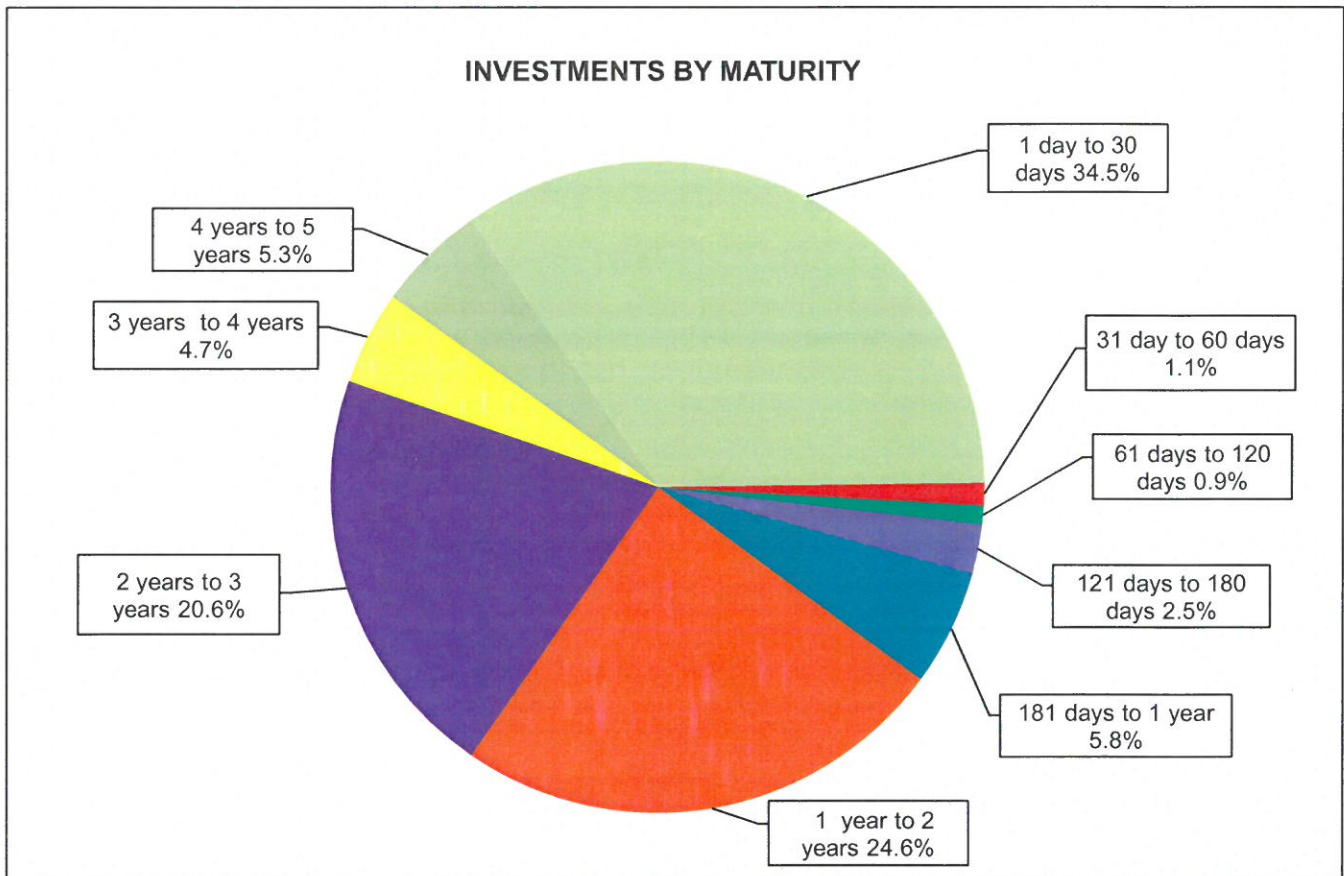
TREASURER'S REPORT

City of Upland - Successor Agency - Public Financing Authority

Maturities in Thousands of Dollars

**For Period Ended
January 31, 2024**

Investment Portfolio	1 day to 30 days	31 day to 60 days	61 days to 120 days	121 days to 180 days	181 days to 1 year	1 year to 2 years	2 years to 3 years	3 years to 4 years	4 years to 5 years
State Local Agency Investment Fund	6,141	-	-	-	-	-	-	-	-
California Asset Management Plan	31,086	-	-	-	-	-	-	-	-
Bank Accounts and Change Funds	8,280	-	-	-	-	-	-	-	-
Negotiable Certificates of Deposit	722	234	1,240	1,346	3,641	8,467	6,291	2,503	2,044
Government Securities	-	1,264	-	1,965	4,110	22,976	20,335	3,541	5,137
Money Market Fund	293	-	-	-	-	-	-	-	-
Municipal Bonds	-	-	-	-	25	312	1,198	-	-
US Treasury	-	-	-	-	-	1,395	-	225	-
Total Cash and Investments	46,522	1,498	1,240	3,311	7,776	33,150	27,824	6,270	7,182
Percentage	34.5%	1.1%	0.9%	2.5%	5.8%	24.6%	20.6%	4.7%	5.3%



TREASURER'S REPORT

City of Upland - Successor Agency - Public Financing Authority
Bank Accounts and Change Funds

**For Period Ended
January 31, 2024**

<u>Account Name</u>	<u>Institution</u>	<u>Insured Deposits</u>	<u>Collateralized Deposits</u>	<u>Total Deposits</u>
Petty Cash City of Upland	City of Upland	\$ -	\$ 34,100	\$ 34,100
City of Upland Payroll Zero Balance Account	Chase	-	-	-
City of Upland Checking Account	Chase	250,000	7,665,168	7,915,168
City of Upland Successor Agency	Chase	250,000	80,973	330,973
	Totals	\$ 500,000	\$ 7,780,241	\$ 8,280,241

TREASURER'S REPORT

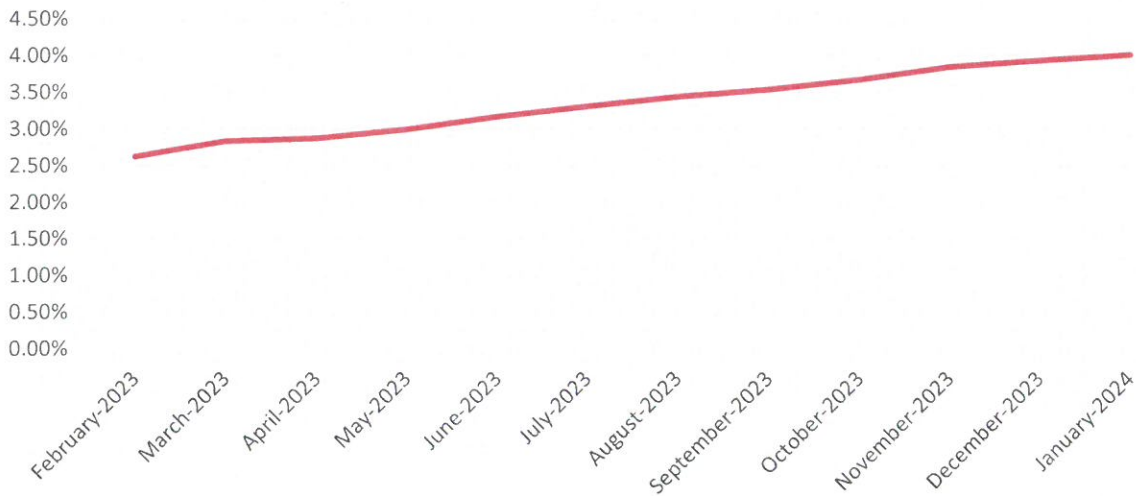
City of Upland - Successor Agency - Public Financing Authority

State Local Agency Investment Fund

**For 12 Month Period Ended
January 31, 2024**

Month	Yield
February-2023	2.62%
March-2023	2.83%
April-2023	2.87%
May-2023	2.99%
June-2023	3.17%
July-2023	3.31%
August-2023	3.43%
September-2023	3.53%
October-2023	3.67%
November-2023	3.84%
December-2023	3.93%
January-2024	4.01%

Average Yield On Investment Portfolio



TREASURER'S REPORT
 Successor Agency - Public Financing Authority


Investment Summary
 January 31, 2024

	February-2023	March-2023	April-2023	May-2023	June-2023	July-2023	August-2023	September-2023	October-2023	November-2023	December-2023	January-2024
Investment Portfolio												
Slate Local Agency Investment Fund (LAIF)	8,385,352	8,426,781	3,521,938	3,519,024	4,883,829	5,023,403	5,083,212	3,066,740	1,115,844	1,118,938	6,112,217	6,140,634
California Asset Management Plan (CAMP)	14,223,169	14,274,817	14,332,892	22,397,065	25,098,674	30,230,929	30,372,628	30,511,128	30,655,126	30,795,733	30,840,951	31,086,004
Negotiable Certificates of Deposit	17,417,124	17,446,118	17,976,077	17,397,614	19,841,577	22,273,062	22,275,160	23,740,007	24,047,630	25,067,720	24,049,279	26,489,593
Money Market Fund	3,431,230	1,232,406	1,800,250	6,476,120	3,094,006	5,443,666	3,331,015	1,416,008	373,395	1,534,652	1,160,163	292,728
Municipal Bonds	1,522,772	1,545,086	1,548,798	1,538,807	1,538,807	1,497,757	1,497,757	1,494,983	1,497,169	1,510,198	1,524,299	1,534,972
Government Agency Securities	57,507,328	58,555,738	58,523,682	58,156,119	58,031,006	59,305,626	59,908,782	58,260,760	58,443,604	58,080,656	60,417,271	59,328,194
Corporate Bonds												
US Treasury	1,338,225	1,387,220	1,372,680	2,350,895	2,561,858	2,569,213	1,577,943	1,574,238	1,576,070	1,595,435	1,614,818	1,619,628
Total Investments	\$ 100,737,201	\$ 102,848,167	\$ 99,076,407	\$ 111,835,644	\$ 116,043,930	\$ 121,482,183	\$ 122,026,488	\$ 120,055,871	\$ 118,608,939	\$ 119,703,332	\$ 125,818,997	\$ 126,492,053
Weighted Average Days to Maturity	693.40	688.55	631.55	526.34	508.51	532.00	529.41	563.07	559.72	569.72	506.60	481.11
Blended Yield:	2.13%	2.18%	2.21%	2.52%	2.42%	2.58%	2.93%	3.01%	3.02%	3.02%	3.08%	3.05%
Cash												
Bank Accounts and Change of Funds	6,531,258	6,695,608	13,639,754	15,519,957	19,573,164	7,875,465	3,307,087	4,661,508	4,719,830	7,043,740	7,158,488	8,280,241
Total Cash	\$ 6,531,258	\$ 6,695,608	\$ 13,639,754	\$ 15,519,957	\$ 19,573,164	\$ 7,875,465	\$ 3,307,087	\$ 4,661,508	\$ 4,719,830	\$ 7,043,740	\$ 7,158,488	\$ 8,280,241
Total Cash and Investments	\$ 113,456,005	\$ 109,543,775	\$ 112,716,161	\$ 127,355,601	\$ 135,617,094	\$ 129,607,649	\$ 125,333,575	\$ 124,717,379	\$ 123,328,769	\$ 126,747,072	\$ 132,977,485	\$ 134,772,294
PARS Investment Portfolio												
115 Trust-OPeB Investment	1,684,867	1,724,852	1,737,104	1,720,017	1,760,155	1,818,663	1,783,295	1,717,318	1,722,469	1,722,469	1,872,738	1,877,569
115 Trust-Pension Investment	2,620,468	2,673,710	2,690,221	2,663,234	3,878,869	4,596,993	4,509,472	4,370,416	4,432,144	4,432,144	4,726,333	4,746,892
Total Restricted Funds Held in Trust	\$ 4,315,333	\$ 4,398,562	\$ 4,427,325	\$ 4,383,251	\$ 5,639,024	\$ 6,415,656	\$ 6,292,767	\$ 6,087,734	\$ 6,154,613	\$ 6,154,613	\$ 6,602,071	\$ 6,624,260
Benchmarks:												
LAIF	2.62%	2.83%	2.87%	2.99%	3.17%	3.31%	3.43%	3.53%	3.67%	3.67%	3.93%	4.01%
CAMP	4.73%	4.92%	5.01%	5.20%	5.27%	5.43%	5.54%	5.55%	5.56%	5.54%	5.55%	5.54%
2yr U.S. Treasury	4.81%	4.08%	4.04%	4.40%	4.87%	4.88%	4.85%	5.03%	4.73%	4.73%	4.23%	4.27%
5yr U.S. Treasury	4.18%	3.60%	3.51%	3.74%	4.13%	4.18%	4.23%	4.60%	4.67%	4.31%	3.84%	3.91%
Restricted Funds with Fiscal Agent												
Wtr Sys Lease Rev Ref Bonds 2011	15,500,593	15,643,806	15,500,784	15,500,848	15,500,914	15,500,877	15,501,043	16,509,107	15,501,173	15,501,239	15,501,303	15,501,369
Wtr Revenue Bonds 2022	0	48,980	0	0	0	0	0	73,980	25	25	25	25
Wtr Sys Lease Rev Ref Bonds 2021	2,543,569	2,256,134	2,256,143	2,256,143	2,256,162	2,256,172	2,892,444	10	10	10	10	10
Successor Agency TAN 2013 / TAN 2016- Me												
Colonies CFD Area #1 2012	294,391	908,787	908,791	1,640,511	1,640,517	1,640,523	1,640,530	585,586	585,586	585,591	585,593	585,595
Colonies CFD Area #1 2022	2,245,450	2,006,596	2,006,605	2,615,766	2,615,776	2,615,787	2,615,798	1,526,960	1,526,966	1,526,968	1,526,969	1,526,975
Colonies CFD Area #2 2015	197,826	197,826	197,827	261,002	261,003	261,004	261,005	166,186	166,187	166,188	166,188	166,188
Upland 54 CFD 2004	1,036,457	852,152	852,155	1,076,844	1,076,852	1,076,852	1,022,057	737,752	737,756	737,759	737,762	737,762
Sycamore Hills CFD 2015-1	886,081	711,686	714,159	890,929	893,973	887,321	904,297	571,804	574,056	576,388	578,670	581,045
Harvest at Upland CFD 2016-1 Area #1	2,977,402	2,426,596	2,426,606	2,695,079	2,695,089	2,695,100	2,895,112	2,289,308	2,289,318	2,289,328	2,289,337	2,289,347
Harvest at Upland CFD 2016-1 Area #2												
Sycamore Hills CFD 2015-1-2	5,256,388	5,312,540	4,292,553	4,544,921	4,544,939	4,013,696	4,029,216	3,992,422	4,007,837	4,023,801	4,039,244	4,055,285
Total Restricted Funds	\$ 30,587,958	\$ 30,385,086	\$ 29,125,623	\$ 35,493,019	\$ 35,483,921	\$ 32,081,765	\$ 32,765,574	\$ 27,216,003	\$ 26,154,735	\$ 26,173,129	\$ 26,190,936	\$ 26,209,421



City Clerk's Office
Telephone 909-931-4120
Facsimile 909-931-4123

MEMORANDUM

TO: Londa Bock-Helms, Finance Officer
FROM: Keri Johnson, City Clerk 
DATE: February 27, 2024
RE: City Council Action - Treasurer's Report

On February 26, 2024, the City Council received and filed the January 2024 Treasurer's Reports. Enclosed is the signed original Treasurer's report for filing and retention.

ENC